







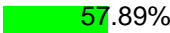











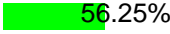



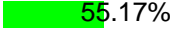




















SBA Loan failure rate for franchisees in a franchise brand

Based on SBA FranPerformance2010_v2.xlsx

Franchise Brand	Failure%	Disb#	Disb\$	Chgoff%
WINGS-N-THINGS	94.12%	17	\$3760	42.85%
TILDEN FOR BRAKES CAR CARE CENTER	92.86%	14	\$2830	66.4%
BEAR ROCK CAFE	80%	10	\$3633	40.35%
NOBLE ROMAN PIZZA	77.27%	22	\$7579	23.04%
SUPER SUPPERS	76.92%	13	\$1448	24.1%
PRO GOLF	76.47%	34	\$7563	27.16%
LA PALETERA	75%	16	\$2178	43.85%
STEAK ESCAPE	75%	20	\$3479	33.43%
EXECUTIVE TANS	74.47%	47	\$9287	48.57%
GOLF ETC. OF AMERICA	71%	90	\$12482	28%
24 SEVEN VENDING	66.67%	30	\$4970	44.31%
ATHLETE'S FOOT	66.67%	27	\$5069	42.02%
COUNTRY CLUTTER (BED & BREAKFAST)	66.67%	24	\$3050	31.44%
SHAPEXPRESS	66.67%	12	\$1387	17.23%
AMAZON CAFE	65.22%	23	\$3600	6.86%
JUST-A-BUCK	64.29%	14	\$1967	47.99%
OBEE'S SOUP SALAD SUBS	64.1%	39	\$3311	40.38%
MR. GOODCENTS SUBS AND PASTA	64%	56	\$7641	27%
U BUILD IT	63.64%	11	\$1128	26.95%
WING ZONE	63.64%	44	\$6774	24.17%











































SBA Loan failure rate for franchisees in a franchise brand

Based on SBA FranPerformance2010_v2.xlsx

BREADEAUX PIZZA	 60%	10	\$813	 39.85%
IMAGE SUN	 60%	30	\$7092	 22.63%
WIRELESS TOYZ	 59.38%	32	\$6278	 28%
VELOCITY SPORTS PERFORMANCE	 57.89%	19	\$6413	 21.6%
DOLLAR DISCOUNT STORES	 57.14%	28	\$2480	 29.27%
FRULLATI CAFE	 57.14%	14	\$1714	 33.55%
NEW YORK NY FRESH DELI	 57.14%	14	\$1850	 46%
SUPER SUPPERS OF KELLER	 57.14%	21	\$1636	 45.23%
NICK-N-WILLY'S PIZZA	 56.76%	37	\$4664	 31.09%
ROLY POLY ROLLED SANDWICHES	 56.25%	32	\$2240	 37.1%
GOLF U.S.A. (RETAIL GOLF EQUIP.)	 55.26%	38	\$5664	 19.83%
SMOOTHIE FACTORY	 55.17%	29	\$3168	 29.39%
PHILLY CONNECTION	 55%	64	\$7517	 35%
COPY CLUB	 54.55%	11	\$3280	1.71%
WICKS 'N' STICKS	 54.55%	11	\$918	 31.7%
COTTMAN TRANSMISSION	 54%	165	\$20014	 24%
CAMILLE'S SIDEWALK CAFE	 53.85%	39	\$10398	 24.58%
HAIR COLOR EXPRESS	 53.33%	15	\$2630	 23.23%
DREAM DINNERS	 53%	66	\$7454	 25%
MY GYM	 53%	51	\$7993	 23%
NORWALK FURNITURE IDEA	 52.17%	23	\$7224	 16.21%
ALL TUNE AND LUBE	 51%	84	\$8784	 25%











































SBA Loan failure rate for franchisees in a franchise brand

Based on SBA FranPerformance2010_v2.xlsx

MR. TRANSMISSION		50%	28	\$4719		8.05%
NESTLE TOLL HOUSE CAFE		50%	16	\$3427		6.19%
PACIUGO ITALIAN GELATO RENAISSANCE		50%	18	\$4221		0%
PARTYLAND (RETAIL PARTY GOODS)		50%	24	\$5483		14.63%
PIP PRINTING		50%	10	\$1201		19.23%
STEAK-OUT		50%	16	\$2774		22.06%
WOW CAFE AND WINGERY		50%	28	\$6877		13.15%
BLOCKBUSTER VIDEO		50%	16	\$9289		30.54%
BUCK'S PIZZA		50%	12	\$1136		26.85%
CARVEL ICE CREAM		50%	80	\$16181		27%
FROZEN ROPES NORTHSHORE		50%	10	\$3023		9.26%
LEE MYLES AUTOMOTIVE TRANSMISSIONS		50%	14	\$2345		24.31%
TACO DEL MAR		49%	74	\$10277		21%
BEEF O'BRADY'S		49%	100	\$31814		18%
INSTANT IMPRINTS		48.84%	43	\$5875		21.11%
MAX MUSCLE		48.72%	39	\$5297		8.51%
MAUI WOWI		48.65%	37	\$4357		24.31%
ECONO LUB N TUNE		48.57%	35	\$5640		19.15%
DOUBLEDAVE'S PIZZAWORKS		48.39%	31	\$6608		36.99%
BLIMPIE		48%	165	\$26321		21%
ATLANTA BREAD COMPANY		48%	66	\$32846		15%











































SBA Loan failure rate for franchisees in a franchise brand

Based on SBA FranPerformance2010_v2.xlsx

LARRY'S GIANT SUBS	 47.62%	21	\$1851	 26.09%
MR. ELECTRIC	 47.62%	21	\$2031	 21.42%
WINGS TO GO	 47.5%	40	\$5586	 27.75%
RED BRICK PIZZA	 46.94%	49	\$11218	 13.5%
IMAGE ARTS ETC.	 46.67%	15	\$1425	 31.16%
KING BEAR AUTO SERVICE	 46.67%	15	\$3342	 6.67%
STREET CORNER NEWS	 46.67%	15	\$2071	 21.1%
COMPUTER RENAISSANCE	 46.15%	26	\$2334	 15.55%
KOLACHE FACTORY	 45.45%	11	\$2506	 12.81%
REALTY WORLD	 45.45%	11	\$5354	 0.34%
COFFEE BEANERY (RETAIL COFFEE)	 44.44%	27	\$4290	 29.77%
MARS	 44.44%	18	\$841	 13.44%
PETLAND	 44%	99	\$44259	 18%
JOHNNY ROCKETS	 44%	25	\$11567	 1.64%
HUNTINGTON LEARNING CENTER	 44%	141	\$29909	 16%
BAD ASS COFFEE COMPANY (THE)	 43.75%	16	\$2094	 17.19%
COUNTRY KITCHEN	 43.75%	16	\$6790	 11.93%
DRY CLEANING STATION	 43.75%	16	\$3055	 24.88%
GREAT WRAPS	 43.48%	23	\$3956	 17.95%
PLANET SMOOTHIE	 43.48%	46	\$5798	 18.77%
SUBMARINA SANDWICHES	 43.33%	30	\$6135	 18.55%

SBA Loan failure rate for franchisees in a franchise brand

Based on SBA FranPerformance2010_v2.xlsx

PICKERMAN'S	 42.86%	28	\$3367	 17.17%
EXTRA INNINGS TRAINING CENTERS	 42.86%	21	\$4463	 9.34%
PIZZA FACTORY	 42.86%	21	\$2888	 19.11%
PITA PIT	 42.42%	33	\$5708	 21.64%
NESTLE TOLL HOUSE BY CHIP	 42.11%	19	\$3480	 12.93%
SHANE'S RIB SHACK	 42.11%	19	\$5412	 12.01%
CORNWELL QUALITY TOOL COMPANY,INC	 42%	59	\$3124	 25%
FAST FRAME	 42%	69	\$6707	 18%
LADY OF AMERICA	 41.94%	31	\$3121	 21.12%
CANDY BOUQUET,INC	 41.67%	36	\$1363	 27.07%
L. A. TAN	 41.67%	12	\$2632	 12.88%
UNITED CHECK CASHING,INC.	 41.67%	24	\$3818	 15.35%
JERRY'S SUB SHOP	 41.38%	29	\$6354	 4.12%
PLANET BEACH	 41%	256	\$51970	 16%
BUDGET BLINDS	 40%	62	\$5608	 9%
KABLOOM	 40%	52	\$7282	 17%
MARBLE SLAB CREAMERY	 40%	157	\$30903	 16%
BACK YARD BURGERS	 40%	30	\$14985	 11.37%
DESERT MOON CAFE	 40%	10	\$2330	 14.76%
FISH CITY GRILL	 40%	10	\$4283	 0%
GRANDY'S	 40%	15	\$6891	 22.12%











































SBA Loan failure rate for franchisees in a franchise brand

Based on SBA FranPerformance2010_v2.xlsx

KWIK-KOPY	40%	25	\$4821	7.47%
MAMA FU'S NOODIE HOUSE	40%	10	\$3125	0%
MIAMI SUBS (FORMERLY MR SUBMARINE)	40%	10	\$3232	8.97%
NATIONWIDE FLOOR & WINDOW COVERINGS	40%	20	\$2179	11.84%
SNIP-ITS	40%	10	\$1707	14.35%
WOODHOUSE DAY SPA-PARKLAND (THE)	40%	10	\$2684	13.93%
EAST OF CHICAGO PIZZA	39.29%	28	\$3463	16.72%
EMBROIDE ME.COM	39.02%	41	\$3587	9.26%
JUICE IT UP	39%	54	\$7710	18%
BIG APPLE BAGELS	38.71%	31	\$3613	16.36%
FIGARO'S ITALIAN PIZZA	38.71%	31	\$5363	20.27%
FOX'S PIZZA DEN	38%	91	\$6383	15%
CHEM-DRY	37.84%	37	\$4276	10.5%
DAYLIGHT DONUT SHOP	37.5%	24	\$3239	6.3%
WIRELESS	37.5%	24	\$3466	19.91%
MATCO TOOLS (RENT TOOLS)	37%	327	\$28837	17%
QUIZNO'S SUBS	37%	110	\$13968	9%
COLD STONE CREAMERY, INC.	37%	797	\$178347	14%
AAMCO TRANSMISSIONS	37%	203	\$46756	7%
DAILY GRIND	36.84%	19	\$2599	25.28%
JIMBOY'S TACOS	36.84%	19	\$7113	7.2%











































SBA Loan failure rate for franchisees in a franchise brand

Based on SBA FranPerformance2010_v2.xlsx

BABY'S ROOM USA	 36.36%	11	\$4639	 22.57%
CASE HANDYMAN SERVICES	 36.36%	22	\$2823	 5.35%
HELP-U-SELL (REAL ESTATE)	 36.36%	11	\$458	 11.79%
AIM MAIL CENTER	 36.11%	36	\$3490	 11.75%
BELLACINO'S PIZZA	 36%	25	\$6060	 16.65%
CHICAGO'S PIZZA OF GREENFIELD	 35.71%	14	\$2882	 12.01%
CLOSET FACTORY (THE)	 35.71%	14	\$4777	 13.8%
RHINO LININGS	 35.71%	14	\$1856	 9.11%
TACO MAKER	 35.29%	34	\$7110	 4.43%
KEVA JUICE	 34.48%	29	\$3937	 7.37%
PIZZA INN	 34.48%	29	\$9641	 4.99%
WINESTYLES, INC.	 34.48%	29	\$5277	 7.35%
MURPHY'S DELI	 34.29%	35	\$6611	 8.26%
RITTER'S FROZEN CUSTARD	 34.29%	35	\$10000	 9.01%
QUIZNOS	 34%	1944	\$271351	 11%
SALAD WORKS, INC.	 34%	59	\$19525	 11%
FLOWERAMA	 33.33%	39	\$9591	 5.98%
ASSIST 2 SELL DISCOUNT REALTY	 33.33%	18	\$2976	 11.32%
BAB SYSTEMS,INC	 33.33%	12	\$2604	 5.22%
BUFFALO WINGS & RINGS	 33.33%	33	\$12497	 10.7%
HAAGEN-DAZS ICE CREAM	 33.33%	15	\$2647	 0.34%











































SBA Loan failure rate for franchisees in a franchise brand

Based on SBA FranPerformance2010_v2.xlsx

LEARNING RX	 33.33%	12	\$1363	 0.51%
NATHAN'S FAMOUS	 33.33%	12	\$2172	 39.92%
P J'S COFFEE AND TEA CAFE	 33.33%	18	\$3129	 4.89%
SAMARI SAMS TERIYAKI GRILL	 33.33%	15	\$4812	 15.52%
TACONE	 33.33%	18	\$5135	 10.34%
Z PIZZA	 33.33%	15	\$2568	 9.15%
GYMBOREE	 33%	55	\$7192	 12%
TCBY	 33%	58	\$7168	 17%
GREAT STEAK AND POTATO COMPANY (THE)	 32.56%	43	\$7341	 16.28%
POSTAL CONNECTIONS OF AMERICA	 32.26%	31	\$2468	 15.15%
FUDDRUCKER'S	 32.14%	28	\$20462	 1.16%
DICKEY'S BARBEQUE	 32%	60	\$25900	 3%
MEINEKE DISCOUNT MUFFLER	 32%	218	\$57171	 8%
IT'S A GRIND COFFEE	 32%	53	\$11729	 6%
MR. JIM'S PIZZA	 31.82%	22	\$2496	 40.46%
MAC TOOLS	 31.82%	44	\$4043	 16.23%
ARMSTRONG MCCALL	 31.25%	16	\$5634	 4.7%
GOIN' POSTAL	 31.25%	16	\$644	 18.48%
STAINED GLASS OVERLAY, INC.	 30.77%	13	\$973	 21.58%
BEN FRANKLIN STORE	 30.77%	13	\$2244	 0%
CHEEBURGER CHEBURGER	 30.77%	13	\$5416	 8.27%











































SBA Loan failure rate for franchisees in a franchise brand

Based on SBA FranPerformance2010_v2.xlsx

MAID BRIGADE		30.77%	26	\$2818		23.6%
MAILBOXES & PARCEL DEPOT		30.77%	13	\$1524		11.42%
SHAKLEY'S FROZEN CUSTARD		30.77%	13	\$2692		1.08%
ROLY POLY		30.56%	36	\$3569		14.37%
GLORIA JEAN'S COFFEE BEAN		30%	10	\$3203		2.31%
GOTCHA COVERED		30%	10	\$629		17.01%
MR. HERO SANDWICH SHOP		30%	20	\$3362		9.13%
PILLAR TO POST		30%	10	\$380		13.68%
GREAT FRAME (THE)		30%	30	\$4615		8.28%
THE HONEY BAKED HAM CO. AND CAFE		30%	10	\$1270		11.65%
FOOT SOLUTIONS		30%	74	\$9481		12%
AUSSIE PET MOBILE VILLA PARK		29.63%	27	\$3580		3.44%
CHARLEY'S GRILLED SUBS		29.55%	44	\$7144		18.87%
HOMETOWN THREADS		29.41%	17	\$1938		3.46%
PRECISION TUNE		29.27%	41	\$9029		8.96%
ALLEGRA PRINT		29.17%	24	\$9455		1.35%
PLAY IT AGAIN SPORTS (RETAIL SPORTS)		29%	66	\$11015		5%
NATURE'S TABLE		28.57%	14	\$1741		13.15%
WORLD GYM & FITNESS CENTER		28.57%	28	\$11116		10.71%
CICI'S PIZZA		28%	181	\$59877		8%
FITNESS TOGETHER		28%	67	\$6047		12%











































SBA Loan failure rate for franchisees in a franchise brand

Based on SBA FranPerformance2010_v2.xlsx

ROBEKS JUICE		28%	67	\$14881		12%
GEEKS ON CALL		28%	25	\$1268		9.07%
MAGGIEMOO'S (ICE CREAM)		28%	68	\$14502		9%
POST NET		28%	97	\$10124		13%
MINUTEMAN PRESS		28%	205	\$29614		11%
TUFFY MUFFLER CENTER		27.78%	18	\$2998		13.58%
MANHATTAN BAGEL CO.		27.78%	18	\$3717		2.5%
EAGLE TRANSMISSION, INC.		27.27%	11	\$1253		24.26%
SIMPLE SIMON'S PIZZA		27.27%	11	\$1063		12.89%
TACO TIME		27.27%	22	\$7036		3.01%
WETZEL'S PRETZEL		27.03%	37	\$6650		11.56%
SIGN-A-RAMA		27%	83	\$8834		6%
PANCHERO'S MEXICAN GRILL		26.67%	15	\$4781		5.56%
ROSATI'S PIZZA		26.67%	15	\$2802		8.24%
SALSARITA'S		26.67%	15	\$4320		18.45%
SIZZLER FAMILY STEAKHOUSE		26.32%	19	\$9944		1.44%
CALIFORNIA CLOSET (CLOSET ORGANIZER)		26.32%	19	\$5572		8.33%
HALLMARK CARD SHOP		26.32%	19	\$2840		4.33%
THE GREAT FRAME UP SYSTEMS		26.32%	19	\$2161		17.4%
SMOOTHIE KING (HEALTH FOOD STORE)		26%	168	\$27670		8%
PAKMAIL CENTERS OF AMERICA		26%	58	\$4557		12%

SBA Loan failure rate for franchisees in a franchise brand

Based on SBA FranPerformance2010_v2.xlsx

ALPHAGRAPHICS PRINTSHOPS		26%	102	\$33686		10%
BOUNCE U		25.93%	27	\$7618		11.64%
SPEEDEE OIL CHANGE & TUNE-UP		25.93%	27	\$7524		11.14%
MR. HANDYMAN		25%	28	\$2810		1.89%
NATIVE NEW YORKER (THE)		25%	12	\$4960		0%
PIZZERIA UNO'S (RESTAURANT)		25%	16	\$13553		6.45%
CLOSETS BY DESIGN		25%	12	\$1521		14%
MAACO AUTO PAINTING CENTER		25%	167	\$62440		3%
PLANET SUB		25%	12	\$3385		2.13%
LONG JOHN SILVER'S		25%	32	\$17972		4.73%
MONEY MAILER		25%	24	\$1958		5.16%
POSTAL ANNEX PLUS		24.14%	29	\$2906		8.5%
ROCKY MOUNTAIN CHOCOLATE FACTORY		24%	87	\$17583		7%
CHURCH'S FRIED CHICKEN		24%	58	\$29380		4%
TROPICAL SMOOTHIE		24%	118	\$23226		11%
RADIO SHACK		24%	76	\$10000		5%
GREASE MONKEY		24%	55	\$29584		5%
HEAVENLY HAMS		23.81%	21	\$4137		1.89%
SCOTTISH INNS		23.53%	17	\$12466		1.75%
AMOCO (GAS STATION)		23.53%	17	\$5798		8.95%
COOKIES BY DESIGN		23.53%	34	\$3644		10.68%











































SBA Loan failure rate for franchisees in a franchise brand

Based on SBA FranPerformance2010_v2.xlsx

Franchise Brand	Failure Rate	Count	Amount	Additional Rate
MCALISTER'S GOURMET DELI	23.08%	13	\$6820	0%
CIRCLE K	23.08%	13	\$13357	0%
DUNN BROS COFFEE	23.08%	39	\$10173	4.82%
USA BABY	23.08%	13	\$6779	3.86%
PIRTEK USA	23.08%	26	\$6950	7.58%
PRO IMAGE	23.08%	13	\$2919	14.73%
TOGO'S EATERY	23%	64	\$16729	5%
A & W RESTAURANT	22.86%	35	\$15225	8.35%
MOBILE APPEARANCE RECONDITIONING SER	22.73%	22	\$1009	16.95%
BATH JUNKIE	22.73%	22	\$1865	10.83%
LAWN DOCTOR	22.58%	31	\$3251	15.1%
WIENERSCHNITZEL	22.22%	45	\$21714	7.18%
IGA FOOD STORES	22.22%	18	\$12785	0.14%
NEW HORIZON COMPUTER LEARNING CENTER	22.22%	18	\$5470	6.12%
COUSINS SUBMARINES (RESTAURANT)	22%	64	\$12845	8%
CERTA PROPAINTERS	22%	79	\$7780	8%
HOLLYWOOD TANS	22%	135	\$27797	5%
MERLE NORMAN COSMETICS	22%	90	\$6215	11%
SYLVAN LEARNING CENTER	22%	167	\$43766	7%
CURVES FOR WOMEN	22%	380	\$36698	10%
MANAGEMENT RECRUITERS	22%	50	\$10518	4%

SBA Loan failure rate for franchisees in a franchise brand

Based on SBA FranPerformance2010_v2.xlsx

FANTASTIC SAM'S		22%	213	\$28293		6%
GODFATHER'S PIZZA		21.88%	32	\$6376		7.28%
CROWN TROPHY		21.74%	23	\$2523		9.63%
PRO CUTS		21.43%	14	\$1254		5.34%
MAID-RITE SANDWICH SHOP		21.43%	14	\$1650		5.58%
MAZZIO'S PIZZA		21.43%	14	\$4414		0%
1-800-RADIATOR		21.28%	47	\$8362		4.36%
FITNESS FOR LIFE FRANCHISE CORP		21.05%	19	\$2581		18.71%
MARCO'S PIZZA		21.05%	19	\$2914		29.75%
DOMINO'S PIZZA		21%	281	\$68118		9%
GENERAL NUTRITION CENTER		21%	56	\$9003		10%
PAPA JOHN'S PIZZA		21%	76	\$26374		2%
BIG O TIRES (DEALERS)		21%	120	\$57423		4%
MOLLY MAID		21%	57	\$7755		5%
KID TO KID		20.69%	29	\$3187		8.13%
EXXON		20.41%	49	\$22488		0.41%
SIGNS BY TOMORROW		20%	50	\$5294		8%
THRIFTY RENT-A-CAR		20%	15	\$2319		10.18%
VAL PAK		20%	20	\$3657		0%
WESTERN SIZZLIN STEAK HOUSE		20%	10	\$5639		2.57%
WINGS ETC.		20%	15	\$4215		0%











































SBA Loan failure rate for franchisees in a franchise brand

Based on SBA FranPerformance2010_v2.xlsx

Franchise Brand	Failure Rate	Count	Amount	Failure Rate
MELTING POT	20%	66	\$46596	2%
LINE-X	20%	97	\$10498	3%
ERBERT & GERBERT'S SUBS & CLUBS	20%	15	\$2851	4.07%
BEST INN	20%	15	\$14796	4.41%
CHARLIES CHICKEN	20%	10	\$3326	0%
CHECKERS DRIVE-IN RESTAURANT	20%	20	\$9232	0%
CHILDREN'S ORCHARD (RETAIL CLOTHING)	20%	20	\$1529	5.82%
GROUND ROUND RESTAURANTS	20%	10	\$7346	0%
MCDONALD'S	20%	15	\$3361	1.87%
MIRACLE-EAR CENTERS	20%	15	\$3203	11.77%
MOE'S SW GRILL	20%	115	\$34220	4%
PADGETT BUSINESS SERVICE	20%	10	\$636	23.43%
MOUNTAIN MIKE'S PIZZA	19.05%	21	\$3632	9.2%
FILTAFRY	19.05%	21	\$1551	2.77%
CARTRIDGE WORLD STORES	19%	150	\$16989	7%
SIR SPEEDY PRINTING CENTER	19%	62	\$18285	2%
GOLD'S GYM	19%	84	\$55652	2%
LEARNING EXPRESS	18.75%	16	\$2255	1.33%
BRUEGGER BAGELS	18.18%	11	\$3344	10.29%
EXPRESS PERSONNEL SERVICES	18.18%	11	\$1363	2.2%
FISH WINDOW CLEANING	18.18%	22	\$1368	6.43%

SBA Loan failure rate for franchisees in a franchise brand

Based on SBA FranPerformance2010_v2.xlsx

HOMES & LAND (MAGAZINE)		18.18%	11	\$3439		0%
ONE-HOUR MARTINIZING		18.18%	11	\$2453		18.79%
POWERHOUSE GYMS		18.18%	11	\$6120		9.85%
PURIFIED WATER TO GO		18.18%	11	\$887		0%
THE PITA PIT		18.18%	22	\$3235		6.21%
BRUSTER'S		18%	101	\$39783		1%
TRUE VALUE HARDWARE		18%	78	\$32461		1%
RITA'S REAL ITALIAN WATER ICE		18%	153	\$29525		3%
CONOCO SERVICE STATION		17.78%	45	\$27352		3.14%
EXTREME PITA (THE)		17.65%	17	\$3009		11.37%
TAYLOR RENTAL CENTER		17.65%	17	\$5824		6.77%
SHERIDAN'S FROZEN CUSTARD		17.39%	23	\$6252		7.74%
TWO MEN AND A TRUCK		17.14%	35	\$11925		2.26%
MOBIL OIL (STATIONS)		17%	69	\$38275		0%
HOBBYTOWN USA		17%	52	\$9309		2%
MAIL BOXES ETC. USA		17%	553	\$73152		6%
BASKIN-ROBBINS 31 ICE CREAM		17%	237	\$47709		4%
LITTLE GYM		17%	101	\$15123		7%
FOSTER FREEZE		16.67%	12	\$4432		0%
CARSTAR AUTOMOTIVE		16.67%	18	\$11107		0%
CHEVROLET		16.67%	12	\$6621		0%











































SBA Loan failure rate for franchisees in a franchise brand

Based on SBA FranPerformance2010_v2.xlsx

HOMEWATCH INTERNATIONAL	■	16.67%	12	\$1025	■	8.49%
HONEY DEW DONUTS	■	16.67%	30	\$6018	■	7.06%
KUMON MATH AND READING CENTER	■	16.67%	12	\$1864		1.13%
PORT OF SUBS	■	16.67%	24	\$2998	■	5.77%
POSTAL INSTANT PRESS	■	16.67%	18	\$3552	■	6.39%
RELAX THE BACK STORE	■	16.67%	18	\$4268	■	8.11%
WORLD INSPECTION NETWORK	■	16.67%	12	\$676	■	4.88%
HOWARD JOHNSON	■	16%	101	\$115257		0%
TACO JOHN'S	■	16%	62	\$18308		2%
DO IT BEST HARDWARE	■	16%	25	\$7379		1.12%
FASTSIGNS	■	16%	105	\$19684		2%
MIDAS MUFFLER SHOP	■	16%	96	\$33549		3%
LIBERTY TAX SERVICE	■	16%	115	\$7732	■	5%
TUTOR TIME	■	15.79%	19	\$7030		1.05%
DIPPIN DOTS	■	15.38%	13	\$820	■	20.98%
1 800 GOT JUNK	■	15.38%	13	\$461	■	12.8%
APPLE SPICE JUNCTION	■	15.38%	13	\$3269		4.31%
PIZZA PATRON	■	15.38%	13	\$1863		1.23%
RIGHT AT HOME	■	15.38%	13	\$1364		0%
SCOOTERS JAVA EXPRESS	■	15.38%	13	\$1720	■	6.28%
WSI ICE BUSINESS	■	15.38%	13	\$807		1.98%

SBA Loan failure rate for franchisees in a franchise brand

Based on SBA FranPerformance2010_v2.xlsx

BEST VALUE INN		15.15%	33	\$31807		2.91%
FIREHOUSE SUBS		15%	92	\$17819		5%
PUMP IT UP		15%	78	\$26249		5%
COMET ONE-HOUR DRY CLEANERS		15%	20	\$5911		5.6%
NAPA AUTO PARTS		15%	60	\$18671		2%
SIGNS NOW		15%	40	\$7925		3.42%
POPEYE'S FAMOUS FRIED CHICKEN		15%	75	\$33916		4%
THE UPS STORE		15%	300	\$45699		6%
COLOR ME MINE FRANCHISING, INC		14.81%	27	\$2499		6.12%
SCHLOTZSKY'S SANDWICH SHOP		14.58%	48	\$19688		4.73%
GANDOLFO'S NEW YORK DELICATESSEN		14.29%	21	\$2799		2.47%
FORD MOTOR (DEALERS)		14.29%	28	\$22732		1.36%
HANDEL'S ICE CREAM		14.29%	14	\$2253		0%
LENNY'S SUB SHOP		14.29%	14	\$2135		0%
MARATHON OIL COMPANY		14.29%	14	\$5554		0%
MARTINIZING DRY CLEANING		14.29%	21	\$4983		5.18%
CHEVRON (GAS STATION)		14%	128	\$107217		1%
JERSEY MIKE'S (DELI RESTAURANT)		14%	84	\$14622		3%
UPS STORE		14%	291	\$46883		4%
WILD BIRDS UNLIMITED		13.79%	29	\$3798		3.55%
VALERO		13.64%	22	\$11987		4.45%

SBA Loan failure rate for franchisees in a franchise brand

Based on SBA FranPerformance2010_v2.xlsx

CLARION INN & SUITES	■	13.64%	22	\$27092	■	1.86%
LEDO PIZZA	■	13.33%	15	\$4424	■	0%
BEVINCO	■	13.33%	15	\$689	■	5.08%
24027--DIRECTBUY, INC.	■	13.33%	15	\$11202	■	0%
PAUL W. DAVIS SYSTEMS	■	13.33%	15	\$3002	■	3.86%
FAST-FIX JEWELRY REPAIRS	■	13.33%	15	\$1953	■	8.81%
CITGO SERVICE STATION	■	13.04%	46	\$29163	■	0%
ARBY'S	■	13%	88	\$56494	■	1%
EDIBLE ARRANGEMENTS	■	13%	180	\$26794	■	3%
RE/MAX REALTY	■	13%	60	\$25092	■	1%
WINGSTOP RESTAURANT	■	13%	219	\$53615	■	5%
KENTUCKY FRIED CHICKEN	■	13%	68	\$43773	■	3%
MRS. FIELD'S COOKIES	■	13%	54	\$10628	■	12%
SUNOCO SERVICE STATION	■	13%	62	\$25242	■	0%
ACE HARDWARE	■	13%	268	\$126757	■	2%
PHILLIPS 66	■	12.5%	16	\$8712	■	6.19%
PINCH-A-PENNY	■	12%	25	\$10023	■	0%
REMAX	■	12%	67	\$25519	■	2%
DUNKIN DONUTS	■	12%	515	\$291505	■	2%
SEARS CATALOG STORE	■	12%	102	\$18120	■	5%
SNAP FITNESS	■	12%	85	\$12773	■	1%

SBA Loan failure rate for franchisees in a franchise brand

Based on SBA FranPerformance2010_v2.xlsx

PEARLE VISION CENTER	■	12%	69	\$17266		0%
TEXACO SERVICE STATION	■	12%	52	\$34892		2%
RAMADA INN	■	12%	194	\$233477	■	4%
SHONEY'S RESTAURANT	■	11.76%	17	\$4842	■	5.23%
INSTY-PRINTS	■	11.76%	17	\$4336	■	5.05%
COLDWELL BANKER (REAL ESTATE BROKERS	■	11.76%	17	\$5664		1.29%
QDOBA MEXICAN GRILL	■	11.76%	17	\$6799		2.19%
BEN & JERRY'S ICE CREAM	■	11.63%	43	\$12764		1.87%
JANI-KING (JANITOR'S SERVICE)	■	11.54%	26	\$8982		0.26%
MERLIN'S MUFFLER	■	11.54%	26	\$6275		0%
AMERIHOST INN	■	11.43%	35	\$40198		2.79%
BOSTON THE GOURMET PIZZA	■	11.11%	18	\$16303		0%
ZEPPE'S	■	11.11%	18	\$2677		0%
SNAP-ON-TOOLS	■	11%	61	\$6821	■	4%
SHELL SERVICE STATION	■	11%	91	\$56195		2%
AUNTIE ANN'S (SOFT PRETZELS)	■	11%	74	\$19964		2%
BIG BOY	■	10.53%	19	\$12617		1.6%
DENNY'S RESTAURANT	■	10%	61	\$44992		0%
SEARS CARPET & UPHOLSTERY CARE	■	10%	10	\$1570	■	14.27%
HOLIDAY INN	■	10%	67	\$89115		2%
BURGER KING	■	10%	68	\$32300		3%

SBA Loan failure rate for franchisees in a franchise brand

Based on SBA FranPerformance2010_v2.xlsx

PIZZA RANCH	■	10%	59	\$16341		2%
5 BUCK PIZZA	■	10%	10	\$1044		1.53%
BAHAMA BUCK'S	■	10%	10	\$2496	■	11.06%
BUSINESS CARDS TOMORROW	■	10%	10	\$3810		4.93%
CAR-X MUFFLER SHOP	■	10%	10	\$4685	■	5.34%
CLEANING AUTHORITY (THE)	■	10%	30	\$2934		5.11%
COST CUTTER FAMILY HAIR CARE	■	10%	10	\$1428		2.52%
DESERT SUN	■	10%	10	\$1882		0%
GIONINO'S PIZZERIA, INC.	■	10%	10	\$946	■	8.46%
FORTEL'S PIZZA DEN	■	10%	10	\$1722		0%
GREAT HARVEST BREAD CO.	■	10%	60	\$10819		5%
JAN-PRO CLEANING SYSTEMS OF UTAH	■	10%	10	\$903		1.11%
JAZZERCISE	■	10%	10	\$2131		0%
JIFFY LUBE	■	10%	30	\$17026		2.38%
MAD SCIENCE GROUP, THE	■	10%	20	\$2429	■	7.49%
MAIDS (THE)	■	10%	10	\$1086		0%
MILIO'S SANDWICHES	■	10%	10	\$1524	■	14.44%
MOBIL AUTO RESTORATION SERVICE	■	10%	10	\$496		0%
PRETZELMAKER	■	10%	10	\$1753	■	16.77%
REBATH OF NH	■	10%	10	\$1026	■	23.88%
SONIC DRIVE-IN	■	9.76%	41	\$20838	■	10.32%











































SBA Loan failure rate for franchisees in a franchise brand

Based on SBA FranPerformance2010_v2.xlsx

ORIGINAL PANCAKE HOUSE (THE)	■	9.52%	21	\$11270	■	0.35%
HUDDLE HOUSE	■	9.52%	42	\$12884	■	1.55%
HARDWARE HANK	■	9.38%	32	\$9706	■	0%
RAPID REFILL INK	■	9.09%	11	\$1431	■	0%
SNAPPY TOMATO PIZZA COMPANY	■	9.09%	11	\$1180	■	16.95%
VERLO MATTRESS FACTORY STORES	■	9.09%	11	\$2641	■	5.34%
VILLA PIZZA	■	9.09%	11	\$1676	■	0%
WOODCRAFT FRANCHISE CORPORATION	■	9.09%	44	\$14626	■	0%
BOJANGLES (RESTAURANT)	■	9.09%	11	\$7396	■	0.14%
COLOR TYME	■	9.09%	11	\$4532	■	0%
HONEY BAKED HAMS & CAFE	■	9.09%	22	\$5833	■	2.42%
TRAVELODGE	■	9%	111	\$99537	■	1%
DAIRY QUEEN	■	9%	542	\$181222	■	1%
CENTURY 21	■	9%	69	\$24427	■	0%
SUBWAY SANDWICH SHOP	■	9%	2490	\$436056	■	2%
PREMIER RENTAL PURCHASE	■	8.89%	45	\$15469	■	0.06%
CLUB Z	■	8.33%	12	\$409	■	1.71%
SEVEN-ELEVEN (7-11) FOOD STORES	■	8.33%	12	\$3627	■	0%
PUROSYSTEMS	■	8.33%	12	\$727	■	0%
SPORTS CLIPS	■	8%	303	\$43897	■	1%
SERVICEMASTER	■	8%	113	\$31440	■	2%

SBA Loan failure rate for franchisees in a franchise brand

Based on SBA FranPerformance2010_v2.xlsx

INTERNATIONAL HOUSE OF PANCAKES		8%	105	\$60930		0%
ANYTIME FITNESS		8%	179	\$31206		2%
DAYS INN		8%	422	\$431608		1%
DEL TACO		7.89%	38	\$23060		0.18%
CAPTAIN D'S SEAFOOD RESTAURANTS		7.69%	13	\$8055		0%
GUESTHOUSE INN		7.69%	13	\$14748		0%
SAVE - A - LOT		7.69%	13	\$5732		3.94%
SCOOTER'S COFFEEHOUSE		7.69%	13	\$2186		0%
SUBS & PASTAS		7.69%	13	\$2680		0%
ABBAY CARPET		7.69%	13	\$5989		0%
BUDGET INN		7.69%	13	\$4992		0%
AARON RENTAL PURCHASE		7.69%	13	\$7709		3.27%
PAUL DAVIS RESTORATION		7.41%	27	\$8756		0%
KNIGHTS INN		7.32%	41	\$37321		1.6%
HANDYMAN CONNECTION		7.14%	14	\$3022		0%
DISCOVERY POINT		7.14%	28	\$31729		0%
HUNGRY HOWIE'S		7.14%	28	\$4830		5.73%
KILWIN'S CHOCOLATES		7.14%	14	\$2912		0%
PAPA MURPHY'S TAKE & BAKE PIZZA		7%	180	\$35880		3%
KIDS R KIDS		7%	97	\$104823		1%
MEDICINE SHOPPE		7%	57	\$21543		0%

SBA Loan failure rate for franchisees in a franchise brand

Based on SBA FranPerformance2010_v2.xlsx

SERVPRO	7%	221	\$46125	1%
JACKSON HEWITT TAX SERVICE	7%	59	\$9628	1%
JACK-IN-THE-BOX	6.67%	15	\$12819	0%
EL POLLO LOCO	6.67%	15	\$8465	0%
JAMBA JUICE	6.67%	15	\$6980	2.39%
MGM LIQUOR	6.67%	15	\$8886	0%
RONZIO	6.67%	15	\$1207	10.02%
ROTO ROOTER	6.67%	15	\$2539	0%
MEDICAP PHARMACY	6.52%	46	\$10037	0.3%
CAMP BOW WOW BRANDING LLC	6.52%	46	\$14862	0%
KWIK KAR OIL & LUBE	6.25%	16	\$13573	0%
GLASS DOCTOR	6.25%	32	\$5824	0%
KOA KAMPGROUNDS(KAMPGROUNDS OF AMERICA)	6.25%	16	\$6646	0%
MELLOW MUSHROOM	6.25%	48	\$31828	1.29%
RAINBOW INTERNATIONAL CORPORATION	6.25%	16	\$1701	0%
UNOCAL 76	6.25%	16	\$10782	3.12%
VALVOLINE INSTANT OIL CHANGE	6.25%	32	\$14191	1.83%
WORLDWIDE EXPRESS	6.25%	16	\$6839	0%
QUALITY INN	6%	140	\$149855	0%
GREAT CLIPS	6%	170	\$21152	3%

SBA Loan failure rate for franchisees in a franchise brand

Based on SBA FranPerformance2010_v2.xlsx

ECONO LODGE MOTEL	█	6%	170	\$151993	0%
PRIMROSE SCHOOL (DAYCARE)	█	6%	142	\$177914	1%
ARCO (GAS STATION)	█	6%	89	\$68694	0%
GREAT AMERICAN COOKIE COMPANY, INC.	█	5.88%	17	\$4354	3.12%
VISITING ANGELS	█	5.88%	17	\$1092	0%
ROUND TABLE PIZZA	█	5.88%	17	\$6391	1.2%
MR. ROOTER	█	5.88%	34	\$8620	1.22%
PERKINS RESTAURANTS	█	5.88%	17	\$10231	12.07%
RED CARPET INN	█	5.88%	17	\$17280	0%
RED ROOF INN	█	5.88%	34	\$40388	0%
FRIENDLY'S	█	5.56%	18	\$12389	0%
ARTHUR MURRAY DANCE STUDIO	█	5.56%	18	\$4858	0%
H & R BLOCK	█	5.41%	37	\$7590	1.46%
RODEWAY INNS	█	5.13%	39	\$40175	0%
SUPER 8 MOTEL	█	5%	504	\$458823	0%
MASSAGE ENVY	█	5%	186	\$48036	0%
GOLDEN CORRAL (RESTAURANT)	█	5%	77	\$53301	0%
ZAXBY'S	█	5%	119	\$72750	1%
BADCOCK HOME FURNITURE & MORE	█	5%	20	\$9298	0%
BEE HIVE HOMES OF AMERICA	█	5%	20	\$11028	0%
HARDEE'S RESTAURANT	█	5%	20	\$8091	0%
TAN WORLD, INC.	█	5%	20	\$8332	0.65%

SBA Loan failure rate for franchisees in a franchise brand

Based on SBA FranPerformance2010_v2.xlsx

GODDARD EARLY LEARNING CENTER	5%	175	\$112364	0%
SONIC	4.76%	21	\$13521	1.28%
KIDDIE ACADEMY	4.55%	44	\$21920	0%
CULVER'S FROZEN CUSTARD	4%	216	\$132401	0%
JIMMY JOHN'S	4%	185	\$47687	1%
BEST WESTERN INN	4%	232	\$259377	1%
CHOICE HOTELS INTERNATIONAL INC.	4%	288	\$346352	0%
BATTERY PLUS	4%	25	\$4529	3.02%
LITTLE CEASAR'S PIZZA	4%	152	\$28597	1%
BUFFALO WILD WINGS GRILL & BAR	4%	51	\$38339	2%
HOME INSTEAD SENIOR CARE	4%	56	\$11937	0%
PENN STATION, INC.	3.85%	26	\$9001	0%
PIZZA HUT	3.7%	27	\$5764	6.84%
WINGATE INNS	3.7%	27	\$39725	0%
COMFORT KEEPERS	3.13%	32	\$4635	0.71%
LA QUINTA INN	3%	73	\$95957	0%
MICROTEL	3%	93	\$101841	0%
HAMPTON INNS	3%	128	\$177270	0%
ONCE UPON A CHILD	2.7%	37	\$5057	2.41%
UNION 76 OIL	2.7%	37	\$23750	0.24%
PLATO'S CLOSET	2%	62	\$9540	1%

SBA Loan failure rate for franchisees in a franchise brand

Based on SBA FranPerformance2010_v2.xlsx

COMFORT SUITES	2%	65	\$78264	0%
HOLIDAY INN EXPRESS	1%	275	\$371501	0%
COMFORT INN	1%	261	\$308576	0%
CHRISTIAN BROTHERS AUTOMOTIVE	0%	74	\$20803	0%
CHRYSLER	0%	13	\$6341	0%
COUNTRY HEARTH INN	0%	23	\$19553	0%
COUNTRY INN	0%	15	\$17467	0%
COUNTRY INNS & SUITES	0%	35	\$44042	0%
CULLIGAN SOFT WATER SERVICE	0%	29	\$8248	0%
DUTCH BROS. COFFEE	0%	15	\$2942	0%
FAIRFIELD INN	0%	13	\$14727	0%
FARMER BOYS-BREA	0%	27	\$19903	0%
FARMER BOYS WORLD'S GREATEST RESTAUR	0%	11	\$9951	0%
FIVE GUYS FAMOUS BURGERS AND FRIES	0%	38	\$15272	0%
FLEET FEET	0%	17	\$3107	0%
FLOOR-TO-CEILING STORE	0%	10	\$3201	0%
GOODYEAR TIRE	0%	13	\$5415	0%
GRANITE TRANSFORMATIONS	0%	10	\$2024	0%
HAWTHORNE SUITES FRANCHISING,INC.	0%	22	\$28666	0%
HILTON INNS	0%	13	\$19086	0%
HOME HELPERS	0%	10	\$508	0%

SBA Loan failure rate for franchisees in a franchise brand

Based on SBA FranPerformance2010_v2.xlsx

JETS PIZZA	0%	22	\$3388	0%
MARRIOTT HOTEL	0%	10	\$12710	0%
MERRY MAIDS	0%	19	\$2178	0%
MOTEL 6	0%	59	\$65655	0%
TACO CASA	0%	12	\$4422	0%
PAUL MITCHELL ADVANCED EDUCATION	0%	12	\$9326	0%
PIGGLY WIGGLY	0%	11	\$7057	0%
PLANET FITNESS	0%	16	\$9755	0%
PONDEROSA STEAK HOUSE	0%	13	\$6944	0%
PRUDENTIAL REALTORS (THE)	0%	10	\$5245	0%
REALTY EXECUTIVE	0%	11	\$2439	0%
SARPINO'S PIZZERIA	0%	12	\$1662	0%
SHRED-IT	0%	11	\$4218	0%
SKYLINE CHILI	0%	18	\$7389	0%
SLEEP INN MOTEL	0%	62	\$70251	0%
SLUMBERLAND	0%	15	\$8139	0%
STANLEY'S STEAMER CARPET CLEANING	0%	13	\$2329	0%
STATE FARM INSURANCE	0%	20	\$4349	0%
TACO BELL	0%	43	\$18754	0%
WINGER'S FRANCHISING, INC.	0%	16	\$8051	0%
TIM HORTON DONUTS	0%	10	\$2291	0%

SBA Loan failure rate for franchisees in a franchise brand

Based on SBA FranPerformance2010_v2.xlsx

TIRES PLUS	0%	10	\$3258	0%
TOPPERS PIZZA	0%	12	\$3668	0%
TUNEX	0%	15	\$3087	0%
VAGABOND INN	0%	13	\$14303	0%
STEAK N SHAKE	0%	14	\$9053	0%
WENDY'S	0%	33	\$13848	0%
A-1 CONCRETE LEVELING, INC.	0%	10	\$729	0%
ALLSTATE INSURANCE	0%	12	\$2560	0%
AMERICAN EXPRESS FINANCIAL ADVISORS	0%	10	\$1678	0%
AMERICINN	0%	42	\$42516	0%
AMERIPRISE FINANCIAL SERVICES	0%	48	\$11680	0%
BAJA FRESH MEXICAN GRILL	0%	29	\$11299	0%
BAYMONT INNS & SUITES	0%	37	\$40971	0%
BP EXPRESS	0%	12	\$8189	0%
CANDLEWOOD SUITES	0%	16	\$28314	0%
CHICKEN EXPRESS	0%	37	\$17011	0%
CHILDREN'S LIGHTHOUSE	0%	22	\$20562	0%